

# Ventura Morningstar All Growth Managed Account Portfolio

Performance Update | As of 30/06/2023

**Risk Level:** High

**Inception:** 15 September 2014

**Investment Horizon:** 10 Years

**Management Fee:** 0.60%

**Indirect Costs:** 0.20%

## Investment Objective

To achieve capital growth through investing in a diversified portfolio of predominantly growth asset classes.

## Investment Strategy

An actively managed diversified portfolio of securities with a focus on growth asset classes such as Australian equities, property and global securities. In general, the portfolio's long-term average exposure will be around 98% growth assets and around 2% defensive assets; however the allocations will be actively managed within the allowable asset allocation ranges depending on market conditions.

## Trailing Returns

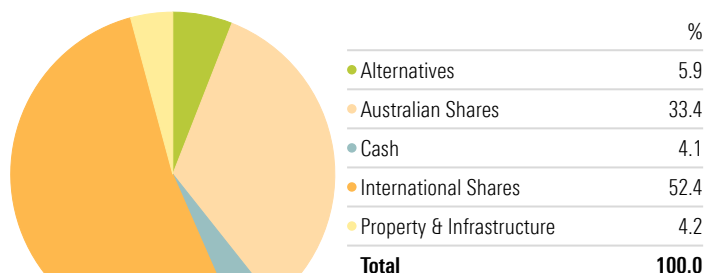
	1mth (%)	3mth (%)	1yr (%)	3yr (% p.a)	5yr (% p.a)	7yr (% p.a)	10yr (% p.a)	Incp (% p.a)
Portfolio*	1.46	2.98	15.12	10.76	7.29	7.55		7.55
SAA Weighted Benchmark^	2.78	3.68	14.48	10.41	7.64	8.24	7.82	7.76

**Past performance is not a reliable indicator of future performance.**

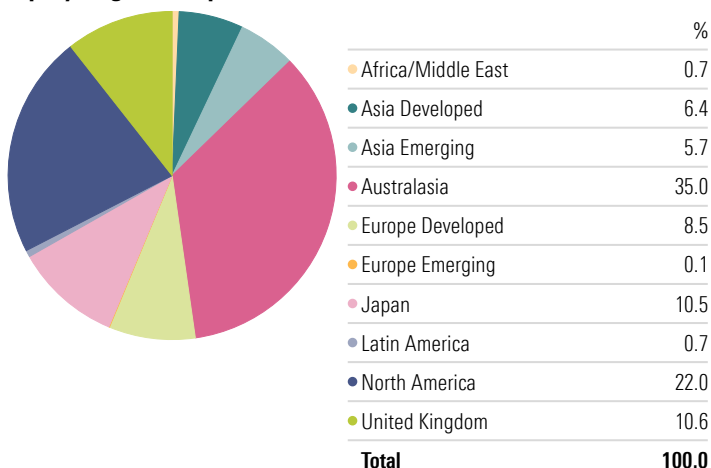
Returns over 12 months are annualised.



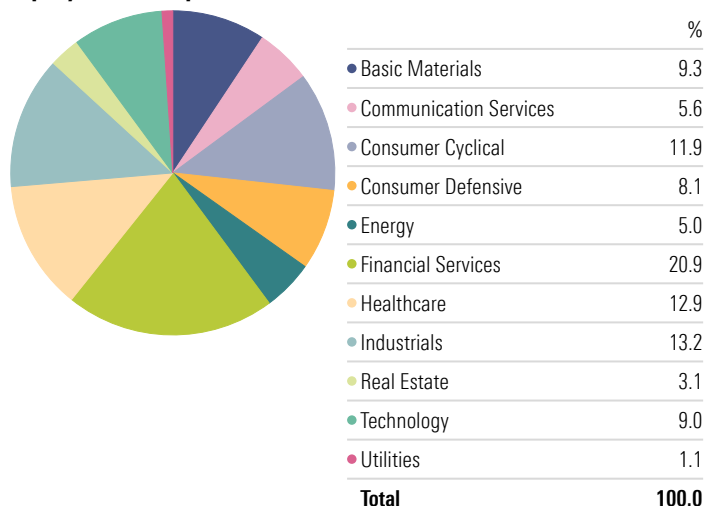
## Asset Allocation



## Equity Regional Exposure



## Equity Sector Exposure



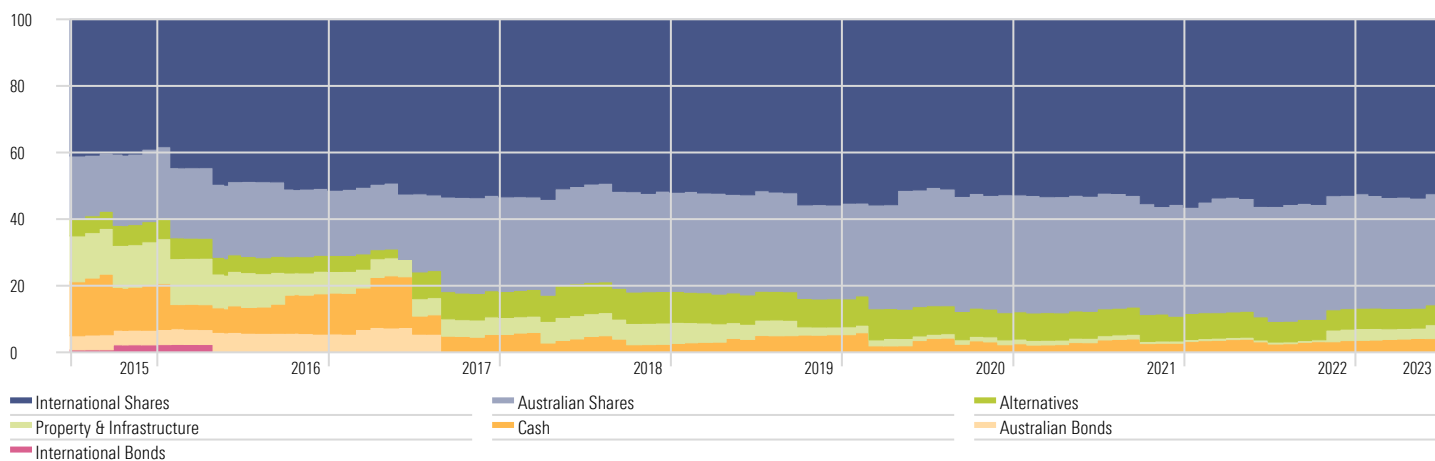
\*Investment performance is before tax and the post-fee return is after the standard management fee of 0.60% and indirect costs (both are inclusive of GST). Investment performance is shown from 20/12/2013 and represents modelled performance only and assumes income received is reinvested. An individual investor's performance will differ from the modelled performance depending on factors such as transaction timing, actual management fees, whether income is paid and any divergence from model portfolio weightings. The portfolio may include Funds (including Exchange Traded Funds) which charge management fees and these are an additional cost (captured within the indirect costs) to individual investors and impact their return.

^From 3 August 2017, the portfolio seeks to outperform an SAA weighted benchmark over the long-term. Prior to 3 August 2017, the portfolio had an objective to outperform CPI+5% p.a over rolling 10 year periods.



VMAPS

## Asset Allocations Over Time



## Portfolio Holdings

Holding	Code	Asset Class	Morningstar Sector	Portfolio Weighting %
Morningstar Australian Shares (Zero Fee Class)	10605	Australian Shares		13.45
BetaShares FTSE 100 ETF	F100	International Shares		8.02
Morningstar Int Shares (Zero Fee Class)	11743	International Shares		7.70
iShares MSCI Japan ETF (AU)	IJP	International Shares		7.21
Morningstar Int Shares (\$A Hedged)(Zero Fee Class)	11745	International Shares		5.95
Mstar Multi Asset Real Return (Zero Fee Class)	11736	Alternatives		5.95
iShares Core MSCI Wld Ex Aus ESG LdrsETF	IWLD	International Shares		5.73
Cash		Cash		4.11
iShares MSCI South Korea ETF (AU)	IKO	International Shares		3.63
iShares China Large-Cap ETF (AU)	IZZ	International Shares		3.24
iShares Europe ETF (AU)	IEU	International Shares		3.24
VANECK INVESTMENTS FTSE INTL PROPERTY (HEDGED)				2.67
iShares Core S&P/ASX 200 ETF	IOZ	Australian Shares		2.56
Morningstar International Shrs Actv ETF	MSTR	International Shares		2.26
CSL Ltd	CSL	Australian Shares	Healthcare	2.04
Vanguard FTSE Emerging Markets Shrs ETF	VGE	International Shares		1.86
ANZ Group Holdings Ltd	ANZ	Australian Shares	Financial Services	1.78
Westpac Banking Corp	WBC	Australian Shares	Financial Services	1.69
Woodside Energy Group Ltd	WDS	Australian Shares	Energy	1.54
iShares Global Consumer Staples ETF (AU)	IXI	International Shares		1.38
ResMed Inc CDR	RMD	Australian Shares	Healthcare	1.37
Insurance Australia Group Ltd	IAG	Australian Shares	Financial Services	1.33
Vanguard FTSE Europe Shares ETF	VEQ	International Shares		1.16
Newcrest Mining Ltd	NCM	Australian Shares	Basic Materials	1.06
BetaShares Glb Energy Coms ETF	FUEL	International Shares		0.99
Brambles Ltd	BXB	Australian Shares	Industrials	0.96
National Australia Bank Ltd	NAB	Australian Shares	Financial Services	0.91
QBE Insurance Group Ltd	QBE	Australian Shares	Financial Services	0.89
Dexus	DXS	Property & Infrastructure	Real Estate	0.85
Amcor PLC	AMC	Australian Shares	Consumer Cyclical	0.83
James Hardie Industries PLC DR	JHX	Australian Shares	Basic Materials	0.81
Medibank Private Ltd	MPL	Australian Shares	Financial Services	0.78
Ramsay Health Care Ltd	RHC	Australian Shares	Healthcare	0.71
GPT Group	GPT	Property & Infrastructure	Real Estate	0.68
BHP Billiton Ltd	BHP	Australian Shares	Basic Materials	0.66

Detailed information regarding portfolio holdings are available using Morningstar's Look Through Tool.  
<https://morningstarinvestments.com.au/holdings/>

This document has been issued by Ventura Investment Management Limited, ABN 49 092 375 258, AFS license number 253045 (Ventura). Ventura is the responsible entity for the Ventura Managed Account Portfolios, referred to in this document as vMAPs. Information contained in this document is of a general nature only, it is not intended as advice as it does not take into account your individual objectives, financial situation or needs. You should consider the Product Disclosure Statement (PDS) in deciding to acquire or continue to hold this product. Investment can only be made by completing the vMAPs application form with your financial adviser. To obtain a copy of the PDS for vMAPs contact your adviser or Ventura. Past performance is not necessarily indicative of future performance.

Morningstar Investment Management Australia Limited (ABN 54 071 808 501, AFS Licence 228986) (Morningstar) has entered into a commercial arrangement with Ventura and provides investment management recommendations in relation to the Ventura Managed Account Portfolios. Morningstar has also produced this document. In compiling this document, Morningstar has relied on information and data supplied by its related party, Morningstar Australasia Pty Ltd (ABN 95 090 665 544, AFS Licence 240892) and other third party information providers. Whilst all reasonable care has been taken to ensure the accuracy of information provided, neither Ventura, Morningstar nor their third parties accept responsibility for any inaccuracy or for investment decisions or any other actions taken by any person on the basis or context of the information included. Performance of any investment or the return of capital is not guaranteed.

